



36" (914mm) PRO TILE CUTTER


- Cuts tile up to 36" (914mm) long
- Versatile to cut ceramic, porcelain, & mosaic tile
- Multi-Level Adjustable Cutting Wheel height up to $1\frac{3}{16}$ " (21mm)
- Solid I-Beam Rail System for accurate cuts
- High quality bearings for smooth operation
- Includes $\frac{7}{8}$ " (22mm) Titanium-Coated Tungsten Carbide Scoring Wheel
- Sold 1 per inner/1 per outer



Protractor Gauge for precise angled cuts



Solid I-Beam Rail System



Multi-Level Adjustable Cutting Wheel



High quality bearings

EDI	Part#	Description	Inner/Outer
29402	PTC36	36" (914mm) Pro Tile Cutter	1/1

Replacement Parts

EDI	Part#	Description	Inner/Outer
32492	PTC36SW	$\frac{7}{8}$ " (22mm) Titanium-Coated Tungsten Scoring Wheel w/ Fasteners	1/1
32493	PTC36GF	Guide Fence w/ Thumbscrew	1/1
32494	PTC36BF	Breaker Foot w/ Fasteners	1/1
32495	PTC36EA	Extension Arm w/ Bracket & Fasteners	1/1

COMING SOON

COMING SOON

COMING SOON

COMING SOON