

Neutro Color

Decorative sealant for façades and natural stone in 12 design colours.
Green product for bio-building.

Neutro Color develops neutral reticulation with no unstable, migrant components guaranteeing a perfect seal with no streaking or stains on the delicate surfaces of marble and natural stone.



Rating 3*

- × Regional Mineral $\geq 30\%$
- × VOC Low Emission
- ✓ Solvent ≤ 5 g/kg
- ✓ Low Ecological Impact
- ✓ Health Care

* Rating based on average colour formulations

1. Ideal for marble and natural stone
2. Ideal when applying to façades
3. Suitable on cement-based and porous material substrates
4. Limits the risk of loads that could be harmful and dangerous to the environment during storage and transportation
5. Improved on-site safety guaranteed

Areas of application

- Elastic, waterproof sealing of expansion and connection joints on:
- porcelain tiles, low thickness slabs, ceramic tiles, klinker, cotto, glass and ceramic mosaic, of all types and formats
 - bathroom fittings, showers
 - glass and wood or metal doors and windows
 - prefabricated concrete panels, exposed surfaces in concrete
 - clay bricks and natural stone
 - cement-based screeds and plasters or cement-lime mortar

→ Intended use:

For internal and external use, including environments subject to freezing, on fractionizing, expansion and connection joints in balconies, terraces, facades, bathrooms, showers, window and door frames and swimming pools.

Do not use on rubber, plastic and bituminous materials that weep oils, solvents and plasticizers; in the realisation of joints subject to high abrasion.

Instructions for use

→ Preparation of substrates

The sides of the joints to be sealed must be perfectly dry, clean and free from any traces of grease, dust or rust. Remove all flaky or loose parts and carefully remove rust from metals. When preparing visible joints, and in order to achieve a clean sealing line, the user should protect the edges using normal adhesive tape.

→ Preparation

Neutro Color is ready-to-use. After cutting the conical nozzle of the cartridge, cut the spout at an angle of 45° to fit the width of the seal to be realised and screw it onto the cartridge. Then insert the tube of silicone into the appropriate manual or pneumatic applicator gun, start sealant extrusion and fill the joint.

→ Application

Areas close to joints must be protected with masking tape to prevent substrates from being contaminated and to ensure even sealing. Remove masking tape immediately after smoothing the sealant. Make sure the silicone

has been compacted deep into the joints to ensure optimum adhesion. To achieve a perfect finish, pass a metal or plastic spreader soaked in soapy water over the surface in one, continual movement if possible. In order to ensure a reliable sealing, capable of withstanding expansion and contraction stress, the following conditions are necessary:

1. the joint is applied so that movement will not exceed 25% of joint width
2. the ratio between width and sealant depth is between 1 and 2
3. the sealant adheres only to the sides of the joint and not to the substrate. Use Joint preformed polyethylene foam sub-joint layer to adapt depth and prevent adhesion to the substrate.

→ Cleaning

Residual traces of sealant can be removed with common solvents such as toluene or petrol. Once hardened Neutro Color can only be removed by mechanical means.

Special notes

- Do not use in completely closed areas as the product will polymerise in atmospheric humidity.
- Brush the joint within 5 minutes after application to ensure the best contact between sealant and substrate.
- A base coat is normally not necessary. Specific

substrates (porous substrates, plastic materials) may require the use of Keragrip Eco Pulep eco-friendly, adhesion promoter to ensure maximum adhesion. This product is recommended for all situations at risk from dust.

- Neutro Color is non-paintable.

Certificates and marks



Technical data compliant with Kerakoll Quality Standard

Appearance	white or coloured thixotropic paste	
Specific weight	≈ 1.02 kg/dm ³	
Chemical nature	neutral cross-linked silicone sealant	
Shelf life	≈ 18 months in the original packaging	
Warning	protect from frost, avoid direct exposure to sunlight and sources of heat	
Pack	310 ml cartridge	
Max. allowed movement	≤ 25%	ISO 9047
Joint minimum width	≥ 6 mm	
Joint max. width	≤ 25 mm	
W/D ratio sealing cross-section	> 1 / < 2	
Temperature range for application	from +5 °C to +40 °C	
Curing time	≥ 15 min.	
Reticulation	≈ 3 mm / 24 hrs	
Shrinkage	≤ 10%	ISO 10563
Coverage	see approximate coverage table	













Values taken at +23 °C, 50% R.H. and no ventilation. Data may vary depending on specific conditions at the building site, i.e. temperature, ventilation and absorbency level of the substrate and of the materials laid.

Coverage table**Linear metres of joints sealable with one 310 ml cartridge of Neutro Color**

Depth	Width				
	6 mm	8 mm	10 mm	15 mm	20 mm
5 mm	≈ 10.4 m	≈ 8 m	≈ 6.2 m	–	–
7 mm	–	≈ 5.6 m	≈ 4.4 m	≈ 3 m	–
10 mm	–	–	≈ 3 m	≈ 2.1 m	≈ 1.6 m
15 mm	–	–	–	≈ 1.4 m	≈ 1.1 m
20 mm	–	–	–	≈ 1.1 m	≈ 0.8 m

If an estimated coverage value has not been given, it means the joint width/depth ratio is outside the specified limits and the joint cannot be sealed.

Neutro Color colour chart

02	
04	
06	
08	
10	
20	
21	
24	
25	
32	
43	
44	

The shades shown are intended as an indication only.

Performance**HIGH-TECH**

Shore hardness A	21	ISO 868
Elastic modulus	≈ 0.35 N/mm ²	ISO 8339
Ultimate elongation (%)	250	ISO 8339
Resistance to atmospheric agents	Excellent	
Resistance to ageing	Excellent	
Resistance to UV rays	Excellent	ISO 4892
Working temperature	from -40 °C to +100 °C	
Classification EN 15651-1	F-EXT-INT-CC	
Classification EN 15651-2	G-CC	
Classification EN 15651-3	S	
Classification EN 15651-4	PW-EXT-INT	

Values taken at +23 °C, 50% R.H. and no ventilation. Data may vary depending on specific conditions at the building site, i.e. temperature, ventilation and absorbency level of the substrate and of the materials laid.

Warning

- Product for professional use
- abide by any standards and national regulations
- use at temperatures between +5 °C and +40 °C
- do not use in completely enclosed areas, as the product requires atmospheric humidity in order to polymerise effectively
- make sure the width and depth of the joint are the right size
- protect the edges of the joint with masking tape which should be removed and the joint cleaned before the product hardens
- Neutro Color does not contain hazardous substances; in any case, use the product in well-ventilated environments and avoid contact with skin and eyes
- if necessary, ask for the safety data sheet
- for any other issues, contact the Kerakoll Worldwide Global Service 01527 578000 - info@kerakoll.co.uk

The Rating classifications refer to the GreenBuilding Rating® Manual 2012. This information was last updated in July 2019 (ref. GBR Data Report - 07.19); please note that additions and/or amendments may be made over time by KERAKOLL SpA; for the latest version, see www.kerakoll.com. KERAKOLL SpA shall therefore be liable for the validity, accuracy and updating of information provided only when taken directly from its institutional website. The technical data sheet given here is based on our technical and practical knowledge. As it is not possible for us to directly check the conditions in your building yards and the execution of the work, this information represents general indications that do not bind Kerakoll in any way. Therefore, it is advisable to perform a preliminary test to verify the suitability of the product for your purposes.